



District Report Card: 2017


State: Arunachal Pradesh	District: Lohit
Class: 8	Subject: Science
Schools: 30	Students: 585


Participation/Coverage


Students

<div>GENDER</div> <div></div>	Boys				Girls			
	Number		%		Number		%	
	251		42.91		334		57.09	

<div>AREA</div> <div></div>	Rural				Urban			
	Number		%		Number		%	
	418		71.45		167		28.55	

<div>CATEGORY</div> <div></div>	SC		ST		OBC		GEN	
	Number	%	Number	%	Number	%	Number	%
	1	0.17	236	40.34	4	0.68	344	58.80

<div>CWSN</div> <div></div>	LD	VI	HI	S&LD	ID	Oth
	1	2	3	1	0	2

<div>Management</div> <div></div>	Government			Government-aided		
	Number		%	Number		%
	527		90.09	58		9.91

Average Performance of Students in Science (%)

Overall	Gender		Area		Management		Social Group			
	Male	Female	Rural	Urban	Govt.	Aided	SC	ST	OBC	GEN
32.90	29.72	35.29	32.15	34.77	29.68	62.18	53.33	38.47	28.33	29.07

Performance on Learning Outcomes (LOs)

Learning Outcomes	Description	Average Performance(%)
SCI703	Classifies materials and organisms based on properties/characteristics	41.37
SCI704	Conducts simple investigation to seek answers to queries	30.45
SCI705	Relates processes and phenomenon with causes	36.70
SCI708	Measures and calculates e.g., temperature; pulse rate; speed of moving objects; time period of a simple pendulum, etc.	25.13
SCI710	Plots and interprets graphs	21.03
SCI711	Constructs models using materials from surroundings and explains their working	28.62
SCI801	Differentiates materials, organism and processes	40.17
SCI804	Relates processes and phenomenon with causes	39.66
SCI805	Explains processes and phenomenon	28.64
SCI807	Measures angles of incidence and reflection, etc.	35.21
SCI811	Applies learning of scientific concepts in day-to-day life	28.44
SCI813	Makes efforts to protect environment	31.45

Range of Performance of Students who Answered Correctly							
Below 30%		30% - 50%		50% - 75%		Above 75%	
Number	%	Number	%	Number	%	Number	%
300	51.28	187	31.97	78	13.33	20	3.42

Lowest Performing Learning Outcomes (LOs)

- 1 - Plots and interprets graphs (21.03)
- 2 - Measures and calculates e.g., temperature; pulse rate; speed of moving objects; time period of a simple pendulum, etc. (25.13)
- 3 - Applies learning of scientific concepts in day-to-day life (28.44)
- 4 - Constructs models using materials from surroundings and explains their working (28.62)
- 5 - Explains processes and phenomenon (28.64)